

Technical features

Container version ECOL- GOLDEN 3200 RD
IN BI-ZINC PLATED STEEL



General data

- **COMPANY:** GOLDEN CAR s.p.a. – Via Cesare Battisti, 66
12030 - CARAMAGNA PIEMONTE (CN)
- **VERSION:** CONTAINER Litre 3200 in bi-zinc plated sheet
- **REFERENCE** “NORM UNI EN 12574 part 1-2-3 2006”. Refuse containers. *

**“Static containers with flat cover or balance cover – capacity from 1700 to 5000 Lt. for devices of pivot lifting (male), double pivot or to pocket. Engineering and dimensions rule”*

- **DEFINITION:** CONTAINER UNI EN 12574 part 1-2-3 2006

The container for solid urban waste type 3200 has been projected and product in observance of the Norms UNI 12574 and it is compatible with the emptying systems with machine to only one operator side taking.

- Quality certify UNI EN ISO 9001: 2015 IT20/0147 (of 23/05/2009, renewed on 04/02/2023 valid up to the 17/02/2026)

The process of galvanization for the bi-zinc plated steel DX51D+Z satisfy the norm UNI EN 10346:2015 "Plates and steel ribbons to low way of carbon, galvanized to warm in continuous, for moulding to cold."

Measures

- **CAPACITY**

- Conventional: litres 3200
- Geometric volume litres 3171
- Usable volume: litres 2369

- **MAXIMUM LOAD ALLOWED:**

Kg 800 certified according to norms UNI 12574.

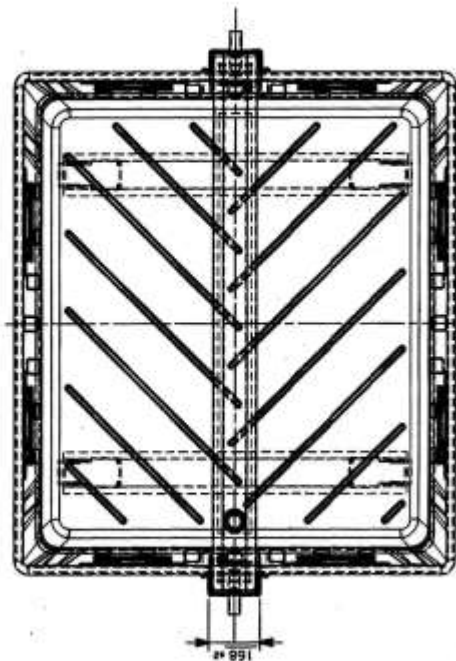
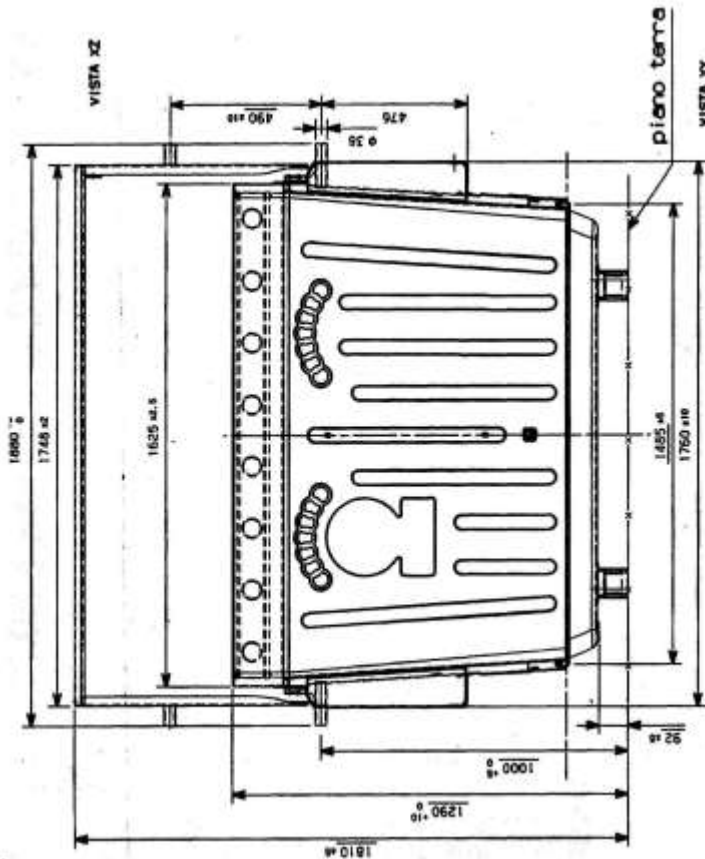
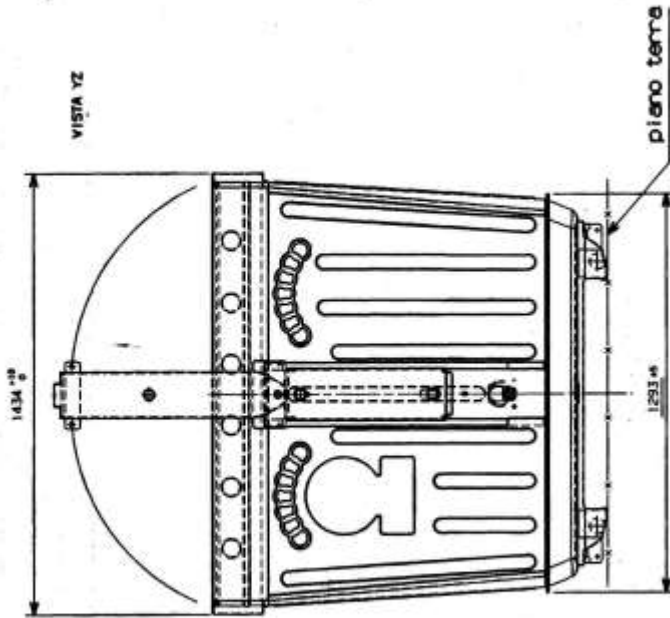
Kg 1000 (guaranteed by internal experimental verifications)

- **COVERS OPENING LIGHTS:**

- For waste insert: with holes
- For vehicle unloaded : mm 1080

- **EMPTY WEIGHT**

- Container: Plate cover kg 242
- Aluminium cover kg 237 **(OPTIONAL)**
- Tub: kg 160



Components constructive specifications

1. Coverage structure

It is a balance (up-and-over) type, "bilateral and symmetrical" (it allows to load and to unload from both the sides) and it is composed as it follows:

- semi-covers with external covering in plate - sp.7.5/10 - with overturn side fins (accident prevention) and frame with crossroad of rotation in iron tubular and the other crossroads in printed plate - sp. 15/10 mms. The weight, so contained, it facilitates the opening in the assisted formality. Each semi-cover has specific hole for the input of the waste. These holes could have different frame:
 - rectangular form: n. 1 1090 x 230 mm each cover
 - rectangular form: n. 2 230 x 420 mm each cover
 - circular form: n. 2 holes 180 or 200 diameter, with protection in rubber materialRectangular holes are produced in steel ad painted thus is guaranteed more resistance and may be equipped with rubber tent



- carrying structure constituted by central beam in iron - sp. 30/10 mms - with covers anchorage plates and two uppercuts of same material - sp. 40/10 mms - hinged on rotation pivots, hocking a mechanism composed by printed plates and pivots and electro-zinc stabilization springs. Such device allows the integral rotation of the whole system of coverage for the refuse unload and it doesn't need programmed maintenance;
- side electro-zinc pivots for the anchorage and the rotation of the semi-covers, that easily result replaceable.
- Each semi-cover has a opening block system that can guarantee the input of the waste only by holes

OPTIONAL: semi-covers with external covering in aluminium - sp. 15/10 mms

2. Container tub

The structure is carrying, with bi-zinc plate elements (galvanized to warm as norm UNI EN 10142:1992/A1 "Plates and steel ribbons to low way of carbon, galvanized to warm in continuous, for moulding to cold"), produced with pressing process to cold, stackable it is constituted from:

- 1 drawing fund in an only passage with steel plate thickness 15/10 mms;
- 2 reinforcement crossroads (thickness 15/10 mms) points settled on the fund, every with 2 supports with anti-seizing rollers (thickness 30/10 mms);
- 2 side walls + 2 frontal walls pressed in plate thickness 15/10 mms and assembled to form a trunk-pyramidal figure with bevelled edges;
- ring of stiffening constituted by 4 traverses thickness 20/10 mms joined, each assembled on a tub wall;
- 2 central reinforcements (one for every short wall) with the relative reinforcement uppercut DIN. (Optional: nylon covering on turnover coos)

3. Materials used for most important subgroups

Subgroup	Material	Thickness
Fund	Bi-zinc plated steel DX51D+Z	15/10
Side panels	Bi-zinc plated steel DX51D+Z	15/10
Walls	Bi-zinc plated steel DX51D+Z	15/10
Beam	Steel plate galvanized to warm UNI 1461	30/10 e 40/10
Covers	Bi-zinc plated steel DX51D+Z	7.5/10
	OPTIONAL Aluminium	15/10

	TECHNICAL FEATURES REFUSE CONTAINERS	<i>ST-CONT-001 N° DOCUM.005 REVISION 00 DATE 2/4/2012 PAGE 7 DI 11</i>
--	---	--

4. Opening block system

Each semi-cover has a opening block system thus is possible input the waste only by holes and is not possible open the cover.

At the same time the force of unloading machine through the unloading phase allows the opening of the cover for emptying and washing

5. Painting external process

Painting Treatment: DUST BASE.

- ***PAINTING TREATMENT WITH THERMOSETTING DUST***

- Pre-treatment with fit cleaning and degreasing operations to increase the stick efficiency of the varnish (light sanding and washing with phosphodegreasing cleansing 3 stadiums to the iron phosphates)
- Application in furnace box of a stratus of polyester enamel in thermosetting dust in RAL shade.
- Cooking in furnace to 180-200°C for about 20-30 minutes (temperature and cooking time change in base to the type of used varnish).
- Cooling by environment temperature for about 10-20 minutes.

The operations of painting and cooking were effected in a specific plant equipped of aerial conveyer that allows the advancement of the material from a stadium to the other.

	TECHNICAL FEATURES REFUSE CONTAINERS	<i>ST-CONT-001 N° DOCUM.005 REVISION 00 DATE 2/4/2012 PAGE 8 DI 11</i>
---	---	--

6. Other notes

- The P.V.C. pipe on the tub fund has a plug to allow the spillage of the liquids during the washing phase.
- The standard system of signalization includes n° 4 bylaw zebra reflectors on the container corners for the clear visualization of the dimensions (according to as foreseen by Law - Cod. Strad. Art. 25 D.P.Rs. 495 arts. 68), N° 2 adhesive strips of black or white color to allow the unloading operations with aid of television camera and N° 2 adhesive "Parking prohibited and forced removal."
- It is possible to have the optional progressive numeration on metallic nameplates (besides the other data foreseen by the Law, it is pointed out the maximum value - in degrees - of road inclination with which it is admissible to operate with the product without problems of stability, included the operations of unloading and repositioning with the fit machinery).
(OPTIONAL)
- The particular trunk-pyramidal form get to the container a stackable function, with interesting economy for the transport.

7. Guarantee

The period of guarantee is of years 1 (one), excepted case of wrong use and/or tamperings

ADDENDUM

PRODUCTION

We produced during 2013 – 2014 – 2015 – 2016 the same type of container:

- For Italy 1.416
- For Turkey 266
- For Chile 1.393
- For Spain 248

MAINTENANCE

The strength of material guarantee long life of the container thus the maintenance is light and easy

TRANSPORT



SO





