

# Technical features

Container version ECOL- GOLDEN 3200 RSU  
IN BI-ZINC PLATED STEEL



## General data

- **COMPANY:** GOLDEN CAR s.p.a. – Via Cesare Battisti, 66  
12030 - CARAMAGNA PIEMONTE (CN)
- **VERSION:** CONTAINER Litre 3200 in bi-zinc plated sheet
- **REFERENCE** “NORM UNI EN 12574 part 1-2-3 2006”. Refuse containers. \*

*\*“Static containers with flat cover or balance cover – capacity from 1700 to 5000 Lt. for devices of pivot lifting (male), double pivot or to pocket. Engineering and dimensions rule”*

- **DEFINITION:** CONTAINER UNI EN 12574 part 1-2-3 2006

The container for solid urban waste type 3200 has been projected and product in observance of the Norms UNI 12574 and it is compatible with the emptying systems with machine to only one operator side taking.

- Quality certify UNI EN ISO 9001:2015 IT20/0147 (of 23/05/2009, renewed on 04/02/2023 valid up to the 17/02/2026)

The process of galvanization for the bi-zinc plated steel DX51D+Z satisfy the norm UNI EN 10346: 2015 "Plates and steel ribbons to low way of carbon, galvanized to warm in continuous, for moulding to cold."

## Measures

- CAPACITY

- Conventional: litres 3200
- Geometric volume litres 3171
- Usable volume: litres 2369

- MAXIMUM LOAD ALLOWED:

kg 800 certified according to norms UNI 12574.

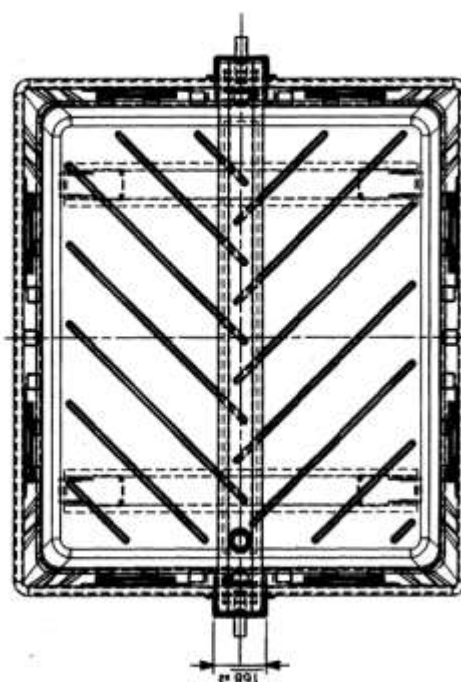
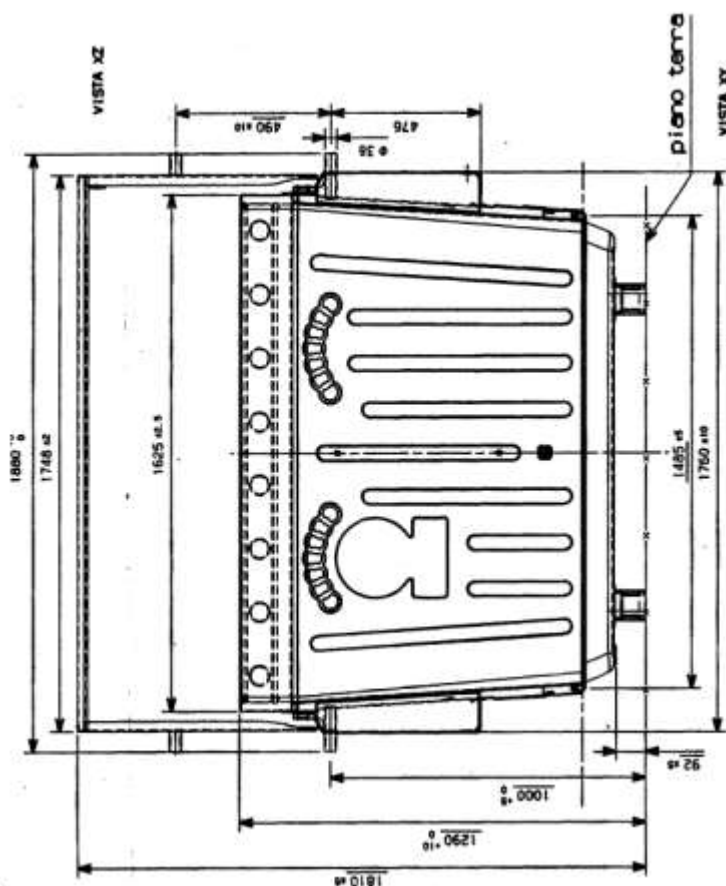
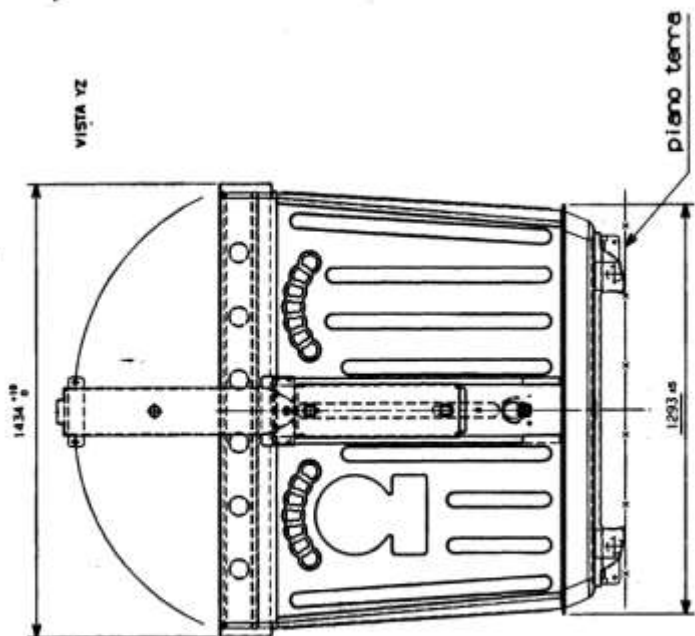
Kg 1000 (guaranteed by internal experimental verifications)

- COVERS OPENING LIGHTS:

- For waste insert: mm 485 (without assistance of the pedal leverage)  
mm 500 (with assistance of the pedal leverage)
- For vehicle unloaded : mm 1080

- EMPTY WEIGHT

- Container: Plate cover kg 273  
Aluminium cover kg 240 **(OPTIONAL)**
- Tub: kg 195



## Components constructive specifications

### 1. Coverage structure

- It is a balance (up-and-over) type, "bilateral and symmetrical" (it allows to load and to unload from both the sides) and it is composed as it follows:
- semi-covers with external covering in plate - sp.7.5/10 - with overturn side fins (accident prevention) and frame with crossroad of rotation in iron tubular and the other crossroads in printed plate - sp. 15/10 mms. The weight, so contained, it facilitates the opening both in the assisted formality and manual;
- a PVC rivet handle on every cover for the opening;
- outlined dinking rubber on the external edge for accident prevention;
- gas rubber bands type "stabilus" to facilitate the opening and to contain the inertial effect of the weight of the particular one in phase of closing;
- carrying structure constituted by central beam in iron - sp. 30/10 mms - with covers anchorage plates and two uppercuts of same material - sp. 40/10 mms - hinged on rotation pivots, hocking a mechanism composed by printed plates and pivots and electro-zinc stabilization springs. Such device allows the integral rotation of the whole system of coverage for the refuse unload and it doesn't need programmed maintenance;
- side electro-zinc pivots for the anchorage and the rotation of the semi-covers, that easily result replaceable.

**OPTIONAL:** semi-covers with external covering in aluminium - sp. 15/10 mms

## 2. Container tub

The structure is carrying, with bi-zinc plate elements (galvanized to warm as norm UNI EN 10142:1992/A1 "Plates and steel ribbons to low way of carbon, galvanized to warm in continuous, for moulding to cold"), produced with pressing process to cold, stackable it is constituted from:

- 1 drawing fund in an only passage with steel plate thickness 15/10 mms;
- 2 reinforcement crossroads (thickness 15/10 mms) points settled on the fund, every with 2 supports with anti-seizing rollers (thickness 30/10 mms);
- 2 side walls + 2 frontal walls pressed in plate thickness 15/10 mms and assembled to form a trunk-pyramidal figure with bevelled edges;
- ring of stiffening constituted by 4 traverses thickness 20/10 mms joined, each assembled on a tub wall;
- 2 central reinforcements (one for every short wall) with the relative reinforcement uppercut DIN. (Optional: nylon covering on turnover coos)

## 3. Materials used for most important subgroups

Subgroup	Material	Thickness
Fund	Bi-zinc plated steel DX51D+Z	15/10
Side panels	Bi-zinc plated steel DX51D+Z	15/10
Walls	Bi-zinc plated steel DX51D+Z	15/10
Beam	Steel plate galvanized to warm UNI 1461	30/10 e 40/10
Covers	Bi-zinc plated steel DX51D+Z	7.5/10
	<b>OPTIONAL</b> Aluminium	15/10

#### **4. Opening operator pedal.**

The device of cover opening is formed from a metallic tubular galvanized to warm with diameter of 25 mms and thickness of 15/10 mms, folded up to the two extremities with two settled buckets, that allow the to hing on the tub, and, through a system of driving gears and a steel cable fixed to the stirrup on the cover, it facilitates with a least effort (smaller of 95 N) the operation of load of the refuses from the consumers. The height of the device is easily adjustable in any moment, for road side or sidewalk side.

For accident prevention reasons the fixing constraints of the pedal allow the movement of approach of the same the tub in case of accidental bump with a foot from the consumer and at the same time the integrity of the element is preserved in case of collisions with vehicles pneumatic during parking phase.

Besides the aided opening by minimum stress operated pedal, it is also appreciable the simplicity of disassembly for the simple maintenance or the substitution in case of necessity.

#### **5. Painting external process**

- ***PAINTING TREATMENT WITH THERMOSETTING DUST***

- Pre-treatment with fit cleaning and degreasing operations to increase the stick efficiency of the varnish (light sanding and washing with phosphodegreasing cleansing 3 stadiums to the iron phosphates)
- Application in furnace box of a stratus of polyester enamel in thermosetting dust in RAL shade.
- Cooking in furnace to 180-200°C for about 20-30 minutes (temperature and cooking time change in base to the type of used varnish).
- Cooling by environment temperature for about 10-20 minutes.

The operations of painting and cooking were effected in a specific plant equipped of aerial conveyor that allows the advancement of the material from a stadium to the other.

	<b>TECHNICAL FEATURES REFUSE CONTAINERS</b>	<i>ST-CONT-001 N° DOCUM.005 REVISION 00 DATE 01/04/2012 PAGE 8 DI 8</i>
---	---	---

## 6. Other notes

- The P.V.C. pipe on the tub fund has a plug to allow the spillage of the liquids during the washing phase.
- The standard system of signalization includes n° 4 bylaw zebra reflectors on the container corners for the clear visualization of the dimensions (according to as foreseen by Law - Cod. Strad. Art. 25 D.P.Rs. 495 arts. 68), N° 2 adhesive strips of black or white color to allow the unloading operations with aid of television camera and N° 2 adhesive "Parking prohibited and forced removal."
- It is possibile to have the optional progressive numeration on metallic nameplates (besides the other data foreseen by the Law, it is pointed out the maximum value - in degrees - of road inclination with which it is admissible to operate with the product without problems of stability, included the operations of unloading and repositioning with the fit machinery).
- The particular trunk-pyramidal form get to the container a stackable function, with interesting economy for the transport.

## 7. Guarantee

The period of guarantee is of years 1 (One), excepted case of wrong use and/or tamperings